

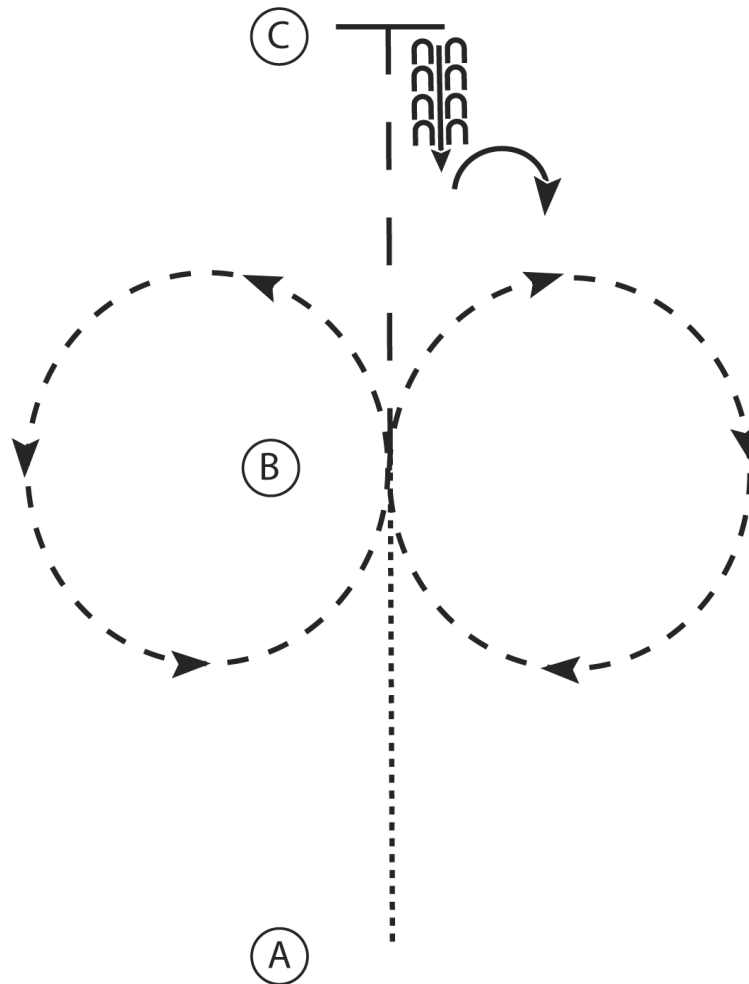
# Hendricks County Horseman's Club

## Equitation (Walk Trot)

Show Date: 06-06-2026

w w w . H o r s e S h o w P a t t e r n s . c o m

w w w . H o r s e S h o w P a t t e r n s . c o m



1. Walk A to B
2. Sitting trot circle to the right
3. Posting trot circle to the left
4. At B extend the trot to C
5. Stop at C and back 4 steps
6. Perform a 90 degree turn to the right

Walk	.....
Trot	- - - - -
Extended Trot	- - - - -
Canter	—————
Leg Yield	
Lead Change	— / —
Back	← ← ← ← ←
Marker	⊙ (B)
Sidepass	- - - - - ←

[HSE/WT-1]

Pattern Provided by:

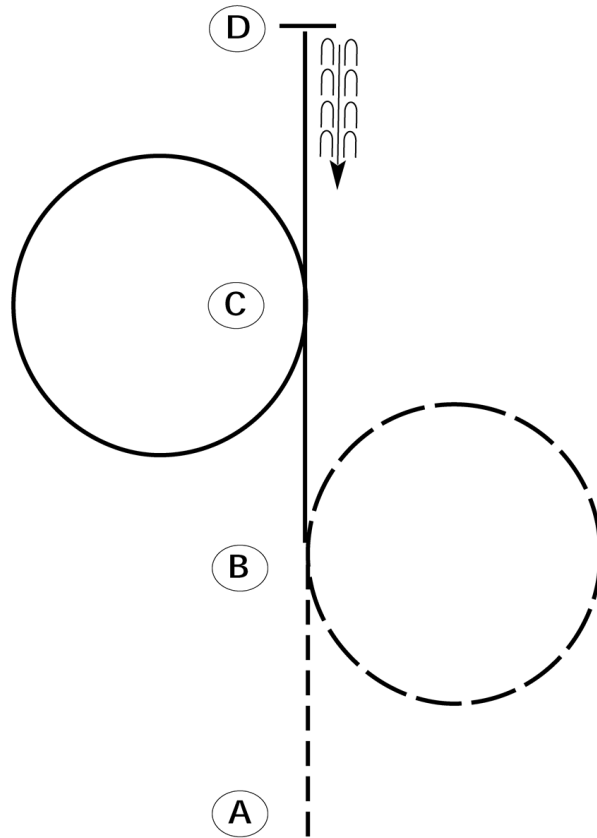
# Hendricks County Horseman's Club

## Horsemanship (Adult and 14-18)

Show Date: 06-06-2026

w w w . H o r s e S h o w P a t t e r n s . c o m

w w w . H o r s e S h o w P a t t e r n s . c o m



Be ready at A.

1. Jog from A to B.
2. Extend the jog in a circle to the right at B.
3. Lope on the left lead to C and circle to the left.
4. Continue to lope to D.
5. Stop and D and back one horse length.

Retire to the rail or line up at a jog.

<b>Walk</b>	-----
<b>Jog</b>	- - - - -
<b>Extended Jog</b>	- - - - -
<b>Lope</b>	—————
<b>Leg Yield</b>	
<b>Lead Change</b>	— / —
<b>Back</b>	← ← ← — — —
<b>Marker</b>	⊙ B
<b>Sidepass</b>	← — — — — →

[WH/2-24]

**Pattern Provided by:**

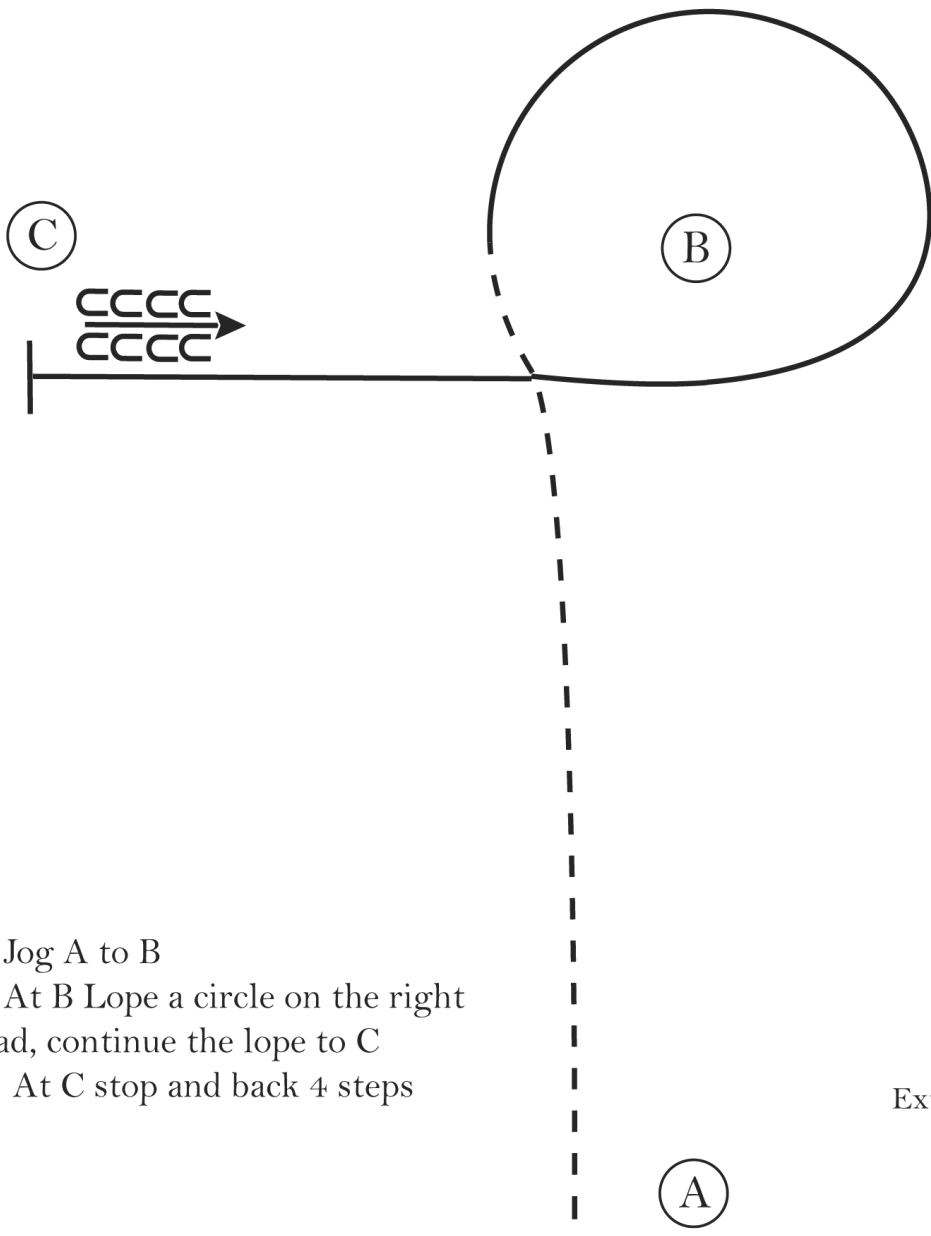
# Hendricks County Horseman's Club

## Horsemanship (13 and Under)

Show Date: 06-06-2026

w w w . H o r s e S h o w P a t t e r n s . c o m

w w w . H o r s e S h o w P a t t e r n s . c o m



1. Jog A to B
2. At B Lope a circle on the right lead, continue the lope to C
4. At C stop and back 4 steps

- Walk .....|
- Jog - - - - -|
- Extended Jog - - - - -|
- Lope \_\_\_\_\_|
- Leg Yield |||||
- Lead Change / \
- Back ← C C C C C
- Marker (B)
- Sidepass ← - - - - -

Pattern Provided by:

[WH/1-7]

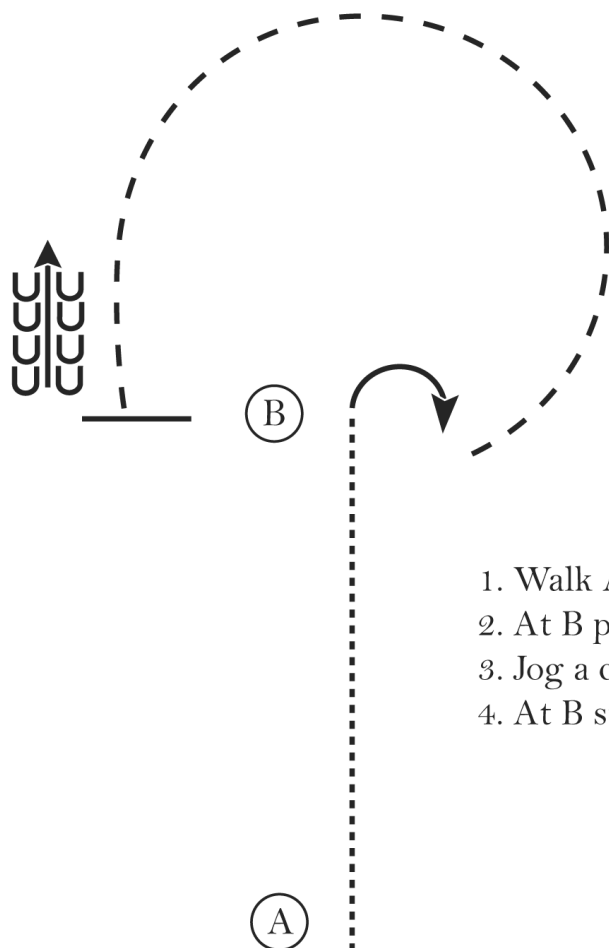
# Hendricks County Horseman's Club

## Horsemanship (Walk Trot)

Show Date: 06-06-2026

w w w . H o r s e S h o w P a t t e r n s . c o m

w w w . H o r s e S h o w P a t t e r n s . c o m



1. Walk A to B
2. At B perform a 90 degree turn to the right
3. Jog a circle around B
4. At B stop and back 4 steps

Walk	.....
Jog	-----
Extended Jog	-----
Lope	—————
Leg Yield	
Lead Change	↘
Back	←←←←
Marker	(B)
Sidepass	←←←←

[WH/WT-7]

Pattern Provided by:

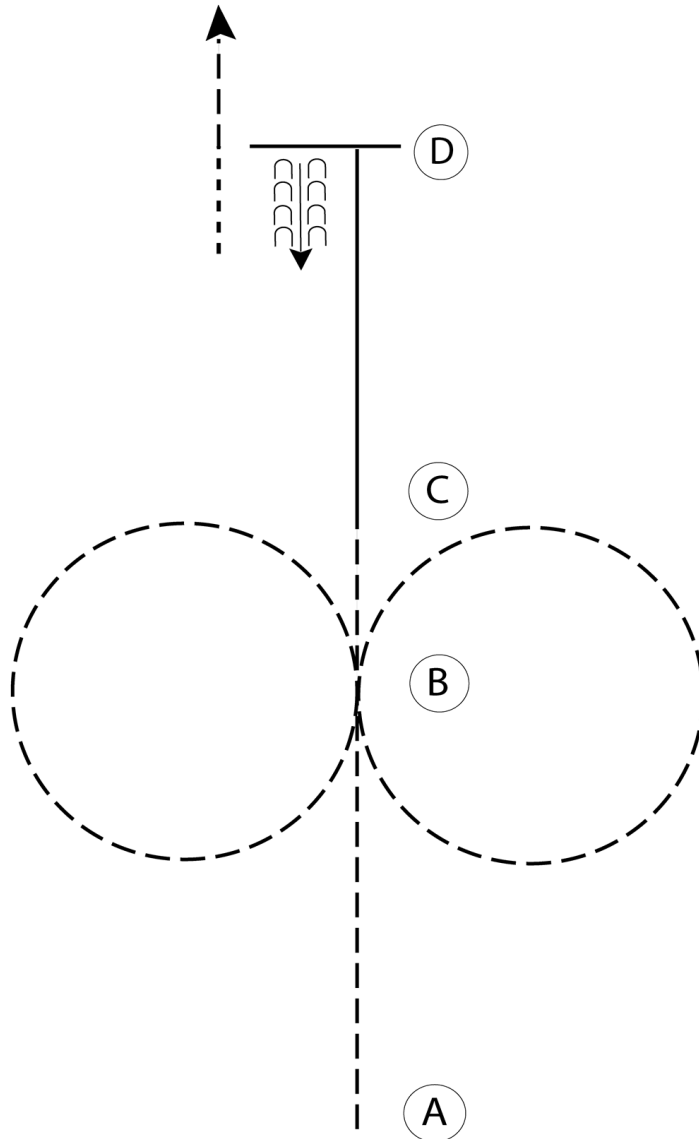
# Hendricks County Horseman's Club

## Equitation (13 and Under)

Show Date: 06-06-2026

www.HorseShowPatterns.com

www.HorseShowPatterns.com



1. Sitting trot from A to B
2. Perform a figure eight at the posting trot starting to the right
3. Continue posting trot to C
4. Canter right lead to D
5. At D stop and back five steps
6. Walk five steps and trot to the line

Walk	-----
Trot	- - - - -
Extended Trot	-----
Canter	-----
Leg Yield	
Lead Change	↘
Back	←←←←←
Marker	(B)
Sidepass	←-----→
Hand Gallop	-----

[HSE/1-5]

**Pattern Provided by:**

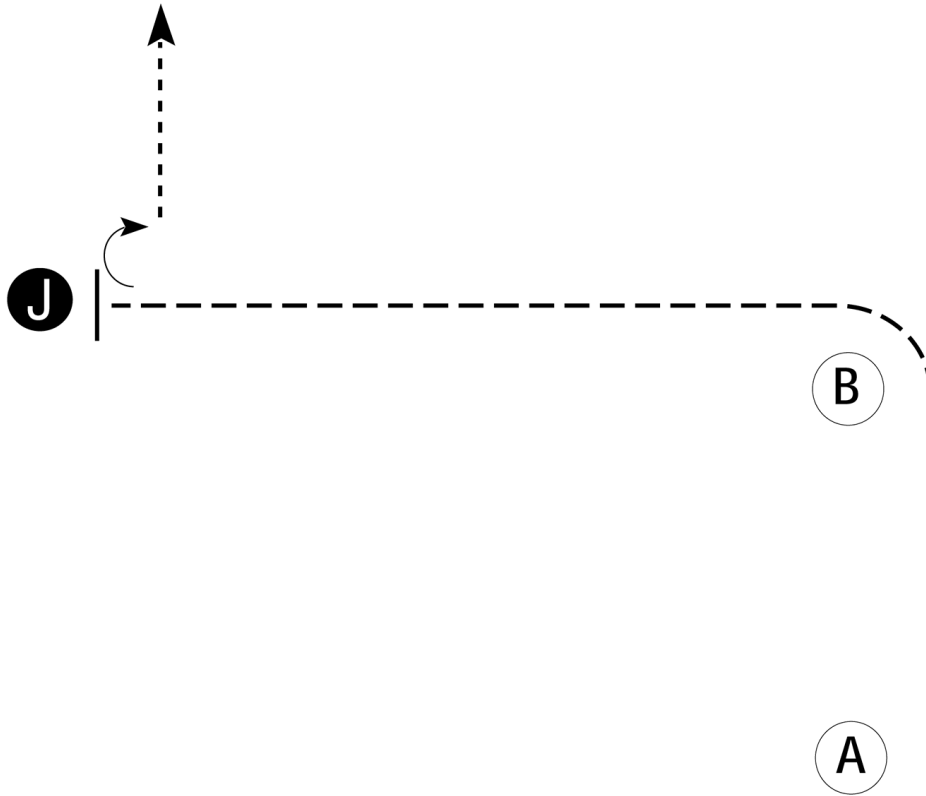
# Hendricks County Horseman's Club

## Showmanship (Exceptional Rider)

Show Date: 06-06-2026

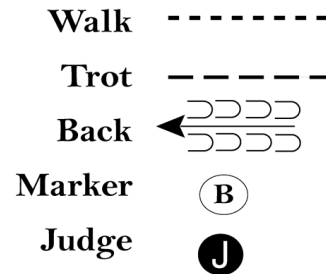
w w w . H o r s e S h o w P a t t e r n s . c o m

w w w . H o r s e S h o w P a t t e r n s . c o m



Be ready at A.

1. Walk from A to B.
2. At B, trot to judge.
3. Stop and set up for inspection.
4. When dismissed, turn 90 degrees and walk away from judge.
5. Follow the instructions of your ring steward.



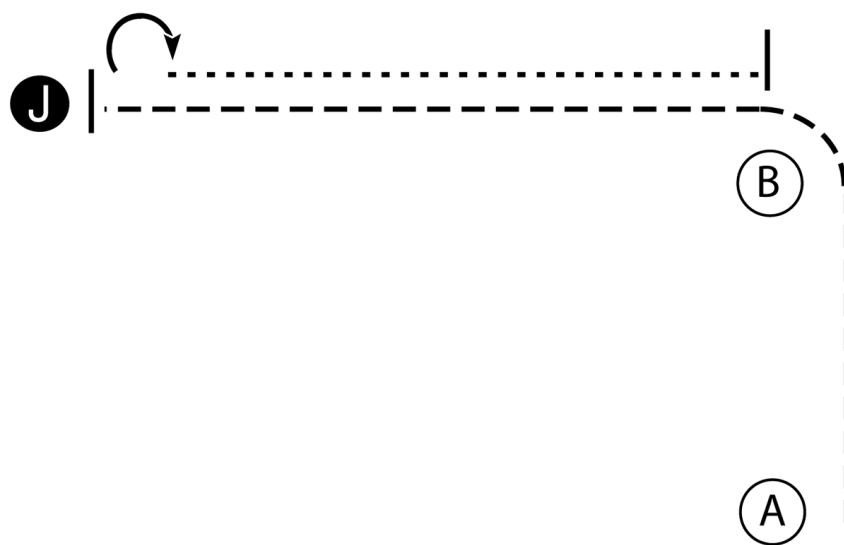
[S/WT-11]

Pattern Provided by:

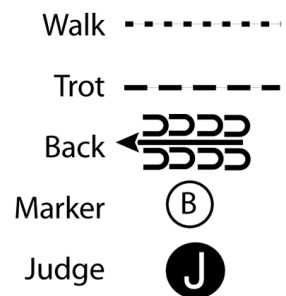
# Hendricks County Horseman's Club

## Showmanship (13 & Under)

Show Date: 06-06-2026



1. Trot from A to the Judge.
2. Stop and set up for inspection.
3. When dismissed perform a 180 degree turn.
4. Walk to B, stop and wait for instructions from the ring steward.



[S/1-7]

Pattern Provided by:

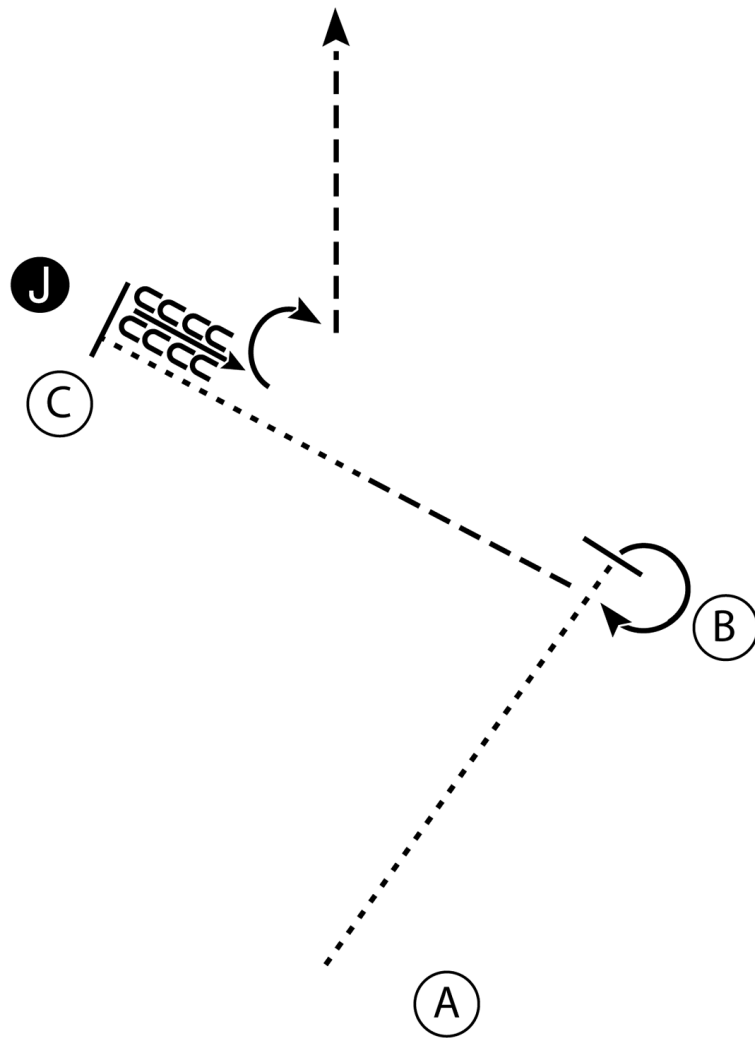
# Hendricks County Horseman's Club

## Showmanship (Open Payback)

Show Date: 06-06-2026

w w w . H o r s e S h o w P a t t e r n s . c o m

w w w . H o r s e S h o w P a t t e r n s . c o m



1. Walk from A to B.
2. Stop and perform a 270 degree turn.
3. Trot half way to C, break to walk and walk to C.
4. Stop and set up for inspection.
5. When dismissed back four steps.
6. Perform a 90 degree turn and trot to line-up.

Walk .....  
Trot - - - - -  
Back ← .....  
Marker (B)  
Judge (J)

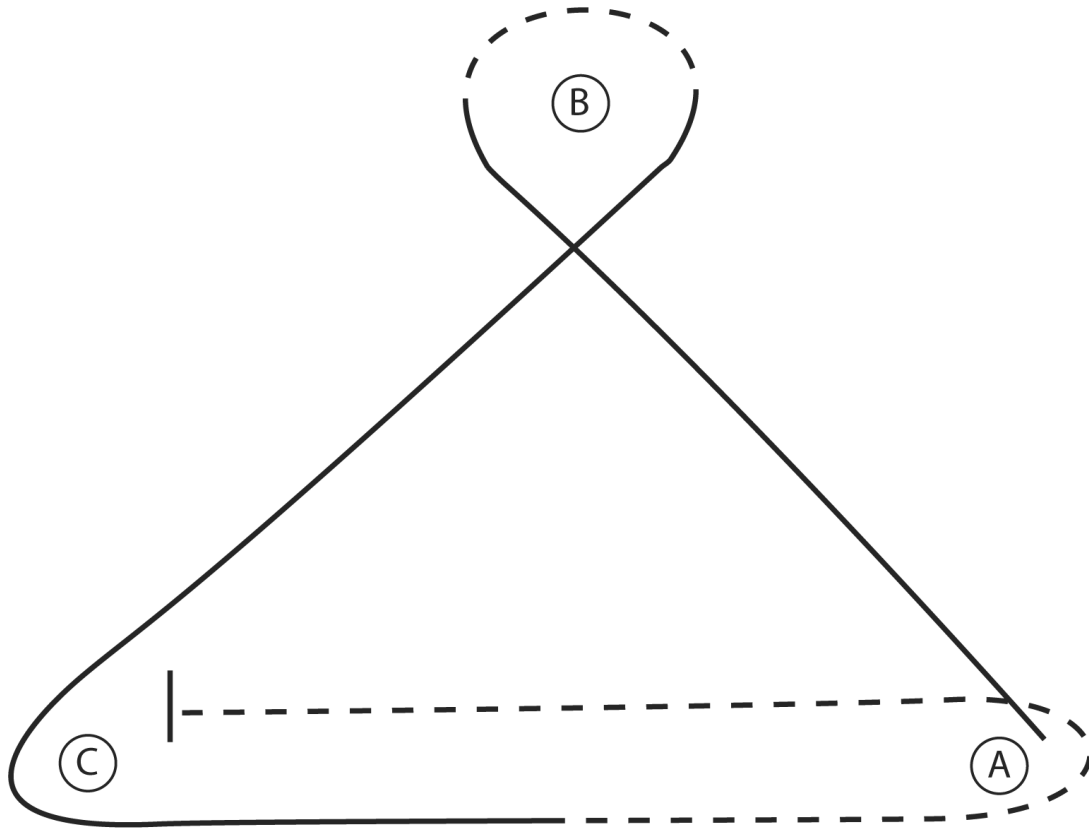
Pattern Provided by:

[S/2-13]

# Hendricks County Horseman's Club

## Equitation (Adult and 14-18)

Show Date: 06-06-2026



1. Canter on the right lead A to B
2. At B posting trot around B
3. At B canter on the left lead to and around C and continue towards A
4. Halfway to A posting trot on the right diagonal to and around A and continue towards C
5. Halfway to C sit the trot
6. Stop at C

Walk	.....
Trot	-----
Extended Trot	-----
Canter	—————
Leg Yield	
Lead Change	↘
Back	←←←←←
Marker	⊙
Sidepass	←←←←←

[HSE/2-4]

**Pattern Provided by:**

www.HorseShowPatterns.com

www.HorseShowPatterns.com

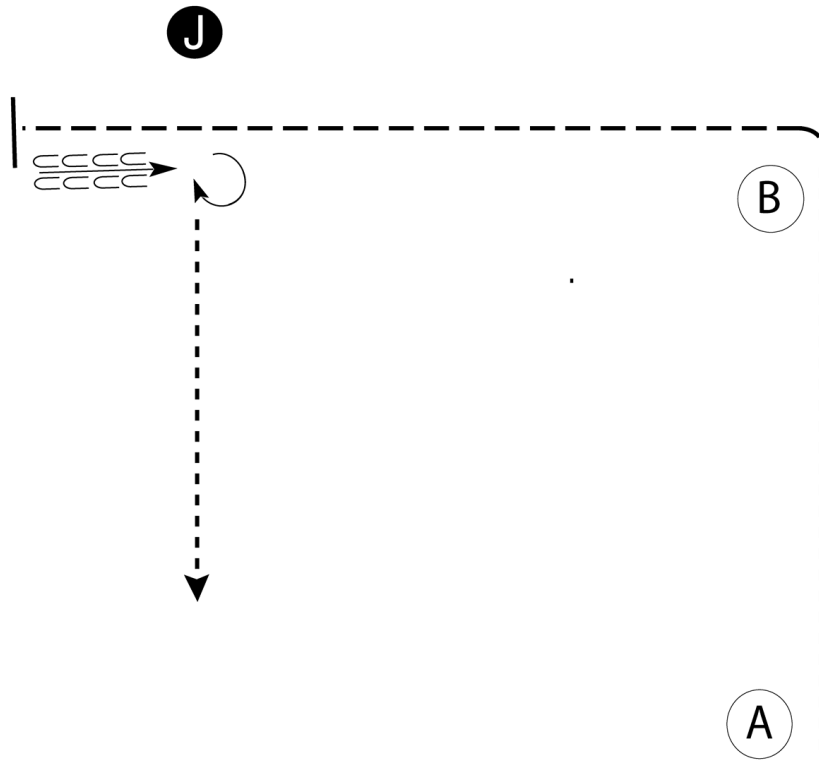
# Hendricks County Horseman's Club

## Showmanship (Adult and 14-18)

Show Date: 06-06-2026

w w w . H o r s e S h o w P a t t e r n s . c o m

w w w . H o r s e S h o w P a t t e r n s . c o m



Be ready at A.

1. Walk to B.
2. Trot around B and past judge.
3. Stop past judge and back until hind end of horse is even with judge.
4. Turn 270 degrees and set up for inspection.
5. When dismissed, walk straight away from judge.

Walk	-----
Trot	- - - - -
Back	← — — — — — — — —
Marker	Ⓚ
Judge	Ⓝ

[S/2-23]

Pattern Provided by: